



FEATURES

- ▼ Corrosion resistant copper-free marine-grade aluminum housing with an oven-cured polyester powder coated white high gloss protective finish.
- ▼ Twin 8w T5 fluorescent lamps.
- ▼ Emergency versions available.
- ▼ Available in a range of mounting types such as surface, flush or pendant.
- ▼ Choice of vertical or horizontal lettering.
- ▼ 5 year warranty.

APPROVALS

- ▼ ABS
- ▼ Conforms to IP 40

APPLICATIONS

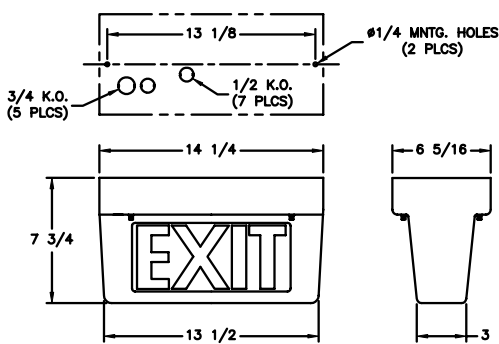
- ▼ Offshore oil and gas platforms
- ▼ Drill ships and exploration vessels
- ▼ Tankers and cargo ships
- ▼ Ferries
- ▼ Commercial vessels

OPTIONS

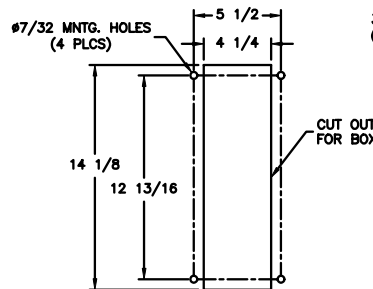
To obtain a fixture with any of the options listed below, please add the following suffix to the part number (not all options can be combined):

- | | |
|---------------------|------|
| ▼ Emergency Ballast | EM |
| ▼ 220v 50Hz | -225 |
| ▼ 220v 60Hz | -226 |
| ▼ 270v 60Hz | -276 |

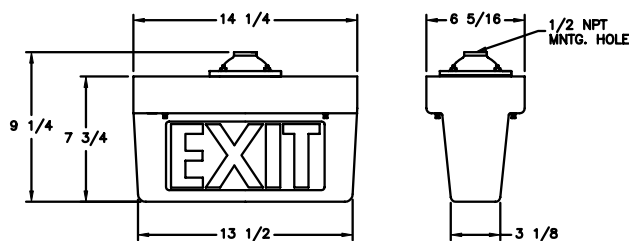
DIMENSIONS



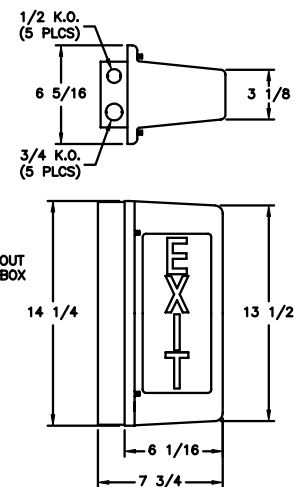
F1703



F1704F



F1705





INSIDE TYPE FLUORESCENT EXIT SIGNS

TECHNICAL SPECIFICATION

HOUSING

Corrosion resistant copper-free marine-grade aluminum with an oven-cured polyester powder coated white high gloss protective finish. The white ABS cover is secured by four captive knurled thumb screws. Once removed these provide easy access for maintenance and relamping.

REFLECTOR

Aluminum with a white high gloss polyester powder coated finish.

OUTLETS

All units are supplied with a 1/2" and a 3/4" knockout.

MOUNTING

The unit can be ordered as a surface mount, a flush mount or pendant mount fixture. Pendant mount fixtures can not be furnished with vertical lettering.

BALLAST

Supplied with a 120v AC 60Hz LPF ballast. Other options include 220v 60Hz, 220v 50Hz or 277v 60Hz.

LAMP TYPE

All fixtures are supplied with two cool white T5 8w lamps as standard.

DIFFUSER

There are two types of lens dependent on whether the fixture type is for horizontal or vertical lettering. The lettering is in red as standard and appears against a translucent white background.

ORDERING REFERENCES

FLUORESCENT EXIT SIGN FIXTURES

DESCRIPTION TYPE	WEIGHT	SURFACE MOUNT TYPE	FLUSH MOUNT TYPE	PENDANT MOUNT
Horizontal Lettering Fixture	5.5 lbs	F1703	F1703F	F1705
Vertical Lettering Fixture	5.5 lbs	F1704	F1704F	Not Available

SPARE PARTS

LAMPHOLDER FX4000	BALLASTS 120V AC 60HZ LPF 2 Required FX5012	LENS Horizontal 'EXIT' FX2073 Vertical 'EXIT' FX2074 Down Light FX2072
LAMP 8w T5 Cool White Fluorescent FX3509		

